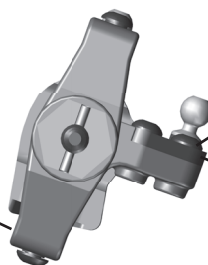


### **Front Suspension:**

Ride Height:
Camber:
Toe:
Anti-Roll Bar:
Wheelbase Shim:
Wheel Hex:
Caster Block: 7° □      10° □      13° □
Notes:

Axle Height:	
+3	<input type="checkbox"/>
+2	<input type="checkbox"/>
+1	<input type="checkbox"/>
0	<input type="checkbox"/>




**Bump Steer Spacing:**

### **Ball Stud Spacing:**

**Steering Plate:**

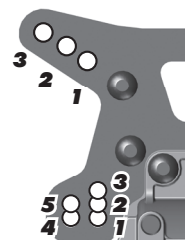
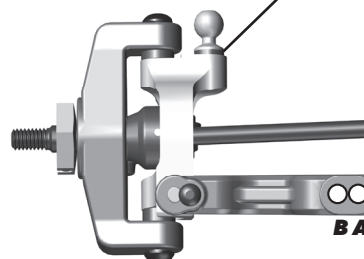
**Arm Mount A:**  
LRC ☐ HRC ☐ 1° ☐ 0.5° ☐



**Arm Mount B:**  
LRC ☐ HRC ☐ 1° ☐ 0.5° ☐



**Ball Stud Spacing:**



### **Rear Suspension:**

<b>Ride Height:</b>	
<b>Camber:</b>	
<b>Anti-Roll Bar:</b>	
<b>Wheelbase Shim:</b>	
<b>Wheel Hex:</b>	
<b>Hub Spacing:</b>	
Forward <input type="checkbox"/>	Middle <input type="checkbox"/> Back <input type="checkbox"/>
<b>Gearbox Shim:</b>	Yes <input type="checkbox"/> No <input type="checkbox"/>
<b>Chassis Brace:</b>	Short <input type="checkbox"/> Long <input type="checkbox"/>
<b>Notes:</b>	

**Arm Mount C:**  
LRC ☐ HRC ☐ 1° ☐ 0.5° ☐



**Arm Mount D:**  
LRC ☐ HRC ☐ 1° ☐ 0.5° ☐



### **Rear Hub Link Setting:**


**Up**



**Down**



**Hub Insert:**

$$+3 \square + 2 \square + 1 \square \quad 0 \square$$


## Electronics:


<b>Radio:</b>	<b>Servo:</b>
<b>EPA:</b> Throttle: %	Brake: %
<b>ESC:</b>	
<b>ESC Settings:</b>	
<b>Motor:</b>	
<b>Wind:</b>	<b>Timing:</b>
<b>Pinion:</b>	<b>Spur:</b>
<b>Battery:</b>	
<b>Battery Position:</b>	

### Differential:

<b>Front Fluid:</b>	
<b>Gears:</b>	Plastic <input type="checkbox"/> Metal <input type="checkbox"/>
<b>Center Fluid:</b>	
<b>Gears:</b>	Plastic <input type="checkbox"/> Metal <input type="checkbox"/>
<b>Rear Fluid:</b>	
<b>Gears:</b>	Plastic <input type="checkbox"/> Metal <input type="checkbox"/>
<b>Slipper Clutch:</b>	
<b>Type:</b>	
<b># of Pads:</b>	

### Shocks:

	Front	Rear
<b>Piston:</b>		
<b>Fluid:</b>		
<b>Spring:</b>		
<b>Limiters:</b>		
<b>Stroke:</b>		
<b>Eyelet Length:</b>		
<b>Cup Offset:</b>		
<b>Notes:</b>		



### Track Info:

<b>Size:</b>	Small <input type="checkbox"/>	Medium <input type="checkbox"/>	Large <input type="checkbox"/>	Extra Large <input type="checkbox"/>
<b>Surface:</b>	Dirt <input type="checkbox"/>	Carpet <input type="checkbox"/>	Astroturf <input type="checkbox"/>	Multi Surface <input type="checkbox"/>
<b>Traction:</b>	Low <input type="checkbox"/>	Medium <input type="checkbox"/>	High <input type="checkbox"/>	Very High <input type="checkbox"/>
<b>Moisture:</b>	Dry <input type="checkbox"/>	Damp <input type="checkbox"/>	Wet <input type="checkbox"/>	
<b>Condition:</b>	Indoor <input type="checkbox"/>	Outdoor <input type="checkbox"/>	Dusty <input type="checkbox"/>	Hard Packed <input type="checkbox"/>
	Bumpy <input type="checkbox"/>	Grooved <input type="checkbox"/>	Smooth <input type="checkbox"/>	Loamy <input type="checkbox"/>
<b>Temperature:</b>	Ambient:		Track:	
<b>Notes:</b>				

**Tires:**

<b>Front Tires:</b>
<b>Front Compound:</b>
<b>Front Insert:</b>
<b>Rear Tires:</b>
<b>Rear Compound:</b>
<b>Rear Insert:</b>
<b>Wheel (F/R):</b>
<b>Notes:</b>

### Body, Wing, Weight:

<b>Body:</b> _____			
<b>Wing:</b> _____			
<b>Wing Angle:</b>	0° <input type="checkbox"/>	3° <input type="checkbox"/>	6° <input type="checkbox"/>
<b>Chassis Weights:</b> _____			
None <input type="checkbox"/>	15g <input type="checkbox"/>	30g <input type="checkbox"/>	Other <input type="checkbox"/>
<b>Other Weights:</b> _____			
_____			
<b>Total Vehicle Weight:</b> _____			

**Vehicle Comments:**

**Notes:**